

Information about people with a learning disability who use Supporting People services in Torbay Up until 30 September 2010

1. People with a learning disability entering Supporting People services



















31 new people have started with services in the 6 months from 1 April - 30 September 2010. If that number is doubled to make 62 it shows how many new people could access services in 12 months. This is a similar number to the year before where 64 people started with services.

Number of people accessing services	Dates
	<p style="text-align: center;">1 April 2008 – 31 March 2009</p> <p style="text-align: center;">This is a whole year</p>
	<p style="text-align: center;">1 April 2009 – 31 March 2010</p> <p style="text-align: center;">This is a whole year</p>
	<p style="text-align: center;">1 April – 30 September 2010</p> <p style="text-align: center;">This is half a year</p>

2. People with a learning disability who use services usually have other needs



The table below shows the others needs of new people who started with services between 1 April and 30 September 2010

More people had mental health as an extra need.

Other needs of people with a learning disability	Number with the support need	Has this number gone up or down since last year?
Mental health	 10	
Homelessness including sleeping on the street	 9	
Complex needs	 6	
Domestic abuse	 5	
Vulnerable young people	 4	
Physical disability	 3	
Young people leaving care	 2	
Offender	 1	














3. More people with a learning disability entered floating support services

The table below shows that just over half of people entering services prefer floating support services. This is where you get support without needing to live in particular housing.

Number of people	Type of service used 1 April – 30 September 2010 (half a year)
	17 people accessed a floating support service
	14 people entered accommodation services where people need to move to particular housing to get support

4. Here are the services that people with a learning disability entered




Most people went into SIFS floating support service. In the previous year (1 April 2009 – 31 March 2010) a lot of people used floating support services

Number of people	Supporting People service entered between 1 April and 30 September 2010
  12	SIFS (Social Inclusion Floating Support)
 5	SILS supported housing
 3	Leonard Stocks Centre- hostel
 2	The Braddons supported housing for mental health
 2	Torbay women's refuge
 1	Criminal Justice Floating Support
 1	Domestic Abuse Support Service
 1	Folks @ Home for older people
 1	SILS floating support
 1	SPLASH (Physical disability floating support)
 1	Torbay Foyer for young people
 1	Young Devon supported housing



5. Information about people entering services that specialise in supporting people with a learning disability

The table below shows that numbers entering services that specialise in learning disability are going down each year- by half.

8 new people started with these services in the 6 months from 1 April – 30 September 2010.

Number of people entering learning disability services	Dates
 <p>58</p>	<p>1 April 2008 – 31 March 2009</p> <p>This is a whole year</p>
 <p>24</p>	<p>1 April 2009 – 31 March 2010</p> <p>This is a whole year</p>
 <p>8</p>	<p>1 April – 30 September 2010</p> <p>This is half a year</p>

Between 1 April and 30 September 2010, 2 out of the 8 people who entered Supporting People services for learning disability did not have a learning disability.

Number of people entering learning disability services between 1 April and 30 September 2010	
	6 people with a learning disability entered services for learning disability
	2 people with mental health problems (and no learning disability) entering services for learning disability

In the year before (1 April 2009 – 31 March 2010) 24 people entered Supporting People services for learning disability. 20 of them had a learning disability and 4 had mental health problems but no learning disability.

6. Information about people who left learning disability services



Between 1 April and 30 September 2010, 14 people left Supporting People learning disability services.

Number of people who left the service	Why they left the service
☺ ☺ ☺ ☺ ☺ ☺ ☺ ☺ 8	Finished their support plan and no longer needed the service
☺ ☺ 2	Moved to a private rented flat
☺ 1	Rented a Housing Association property
☺ 1	Moved into supported housing
☺ 1	Bought their own home
☺ 1	Not known

7. Personal Budgets



Some people in learning disability services are being assessed for a Personal Budget. This gives people more control over their funding. They do not have to spend their funding in their current service.

Number of people with a learning disability who have a Personal Budget	☺ ☺ ☺ ☺ ☺ ☺ ☺ ☺ ☺ ☺ ☺ ☺ ☺ ☺ ☺ ☺ ☺ ☺ ☺ ☺ ☺ ☺ ☺ ☺ ☺ ☺ 26
------------------------------------------------------------------------	--------------------------------------------------------------